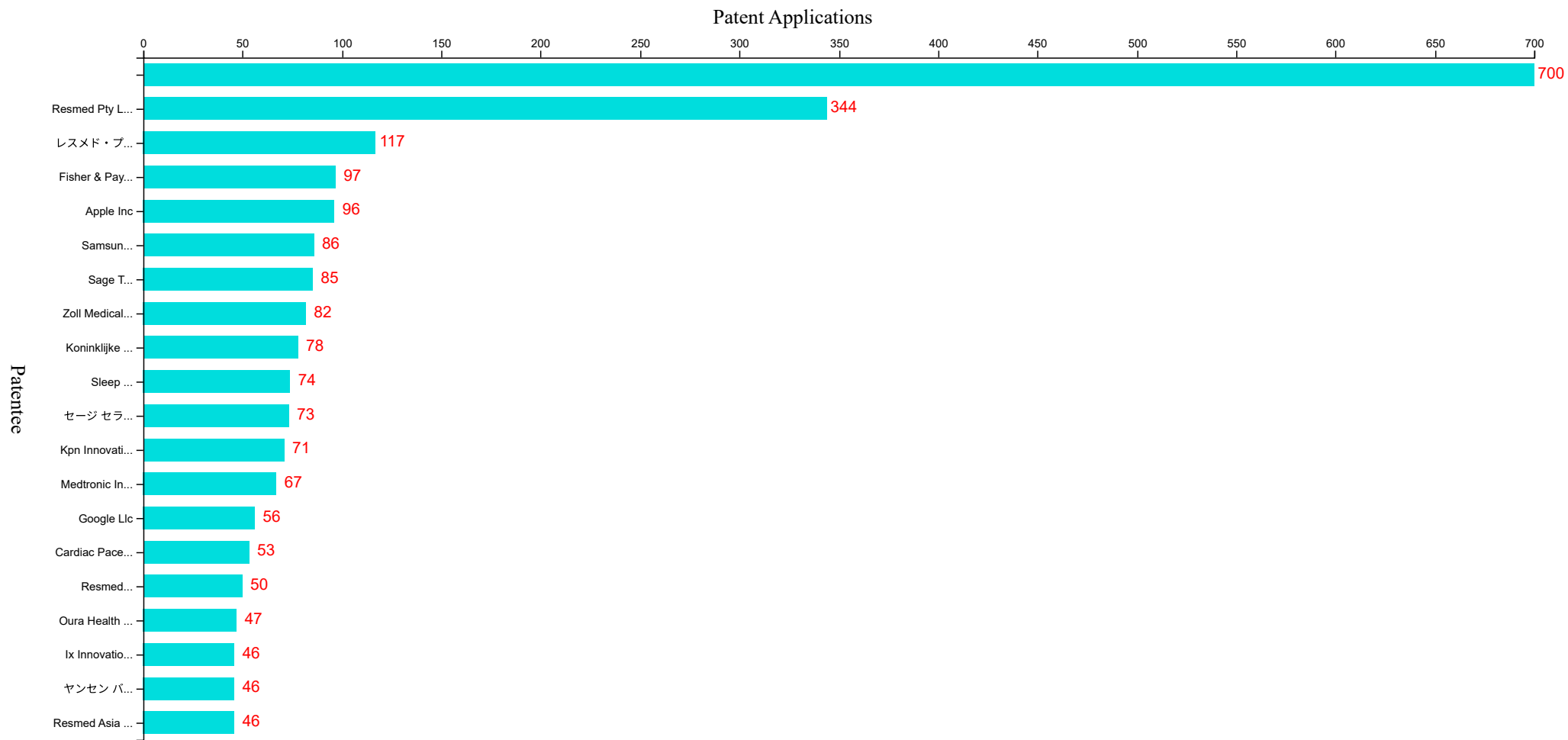


Patent Amount Patent Amount by Patentee

Patent Database : ALL

Data : Issue Date/Publication Date

Select years from : 2021~2026



Patentee	Patent application Average 115.70	Proportion of patent applications
Total	2314	100%
	700	30.25%
Resmed Pty Ltd	344	14.87%
レスメド・プロプライエタリー・リミテッド	117	5.06%

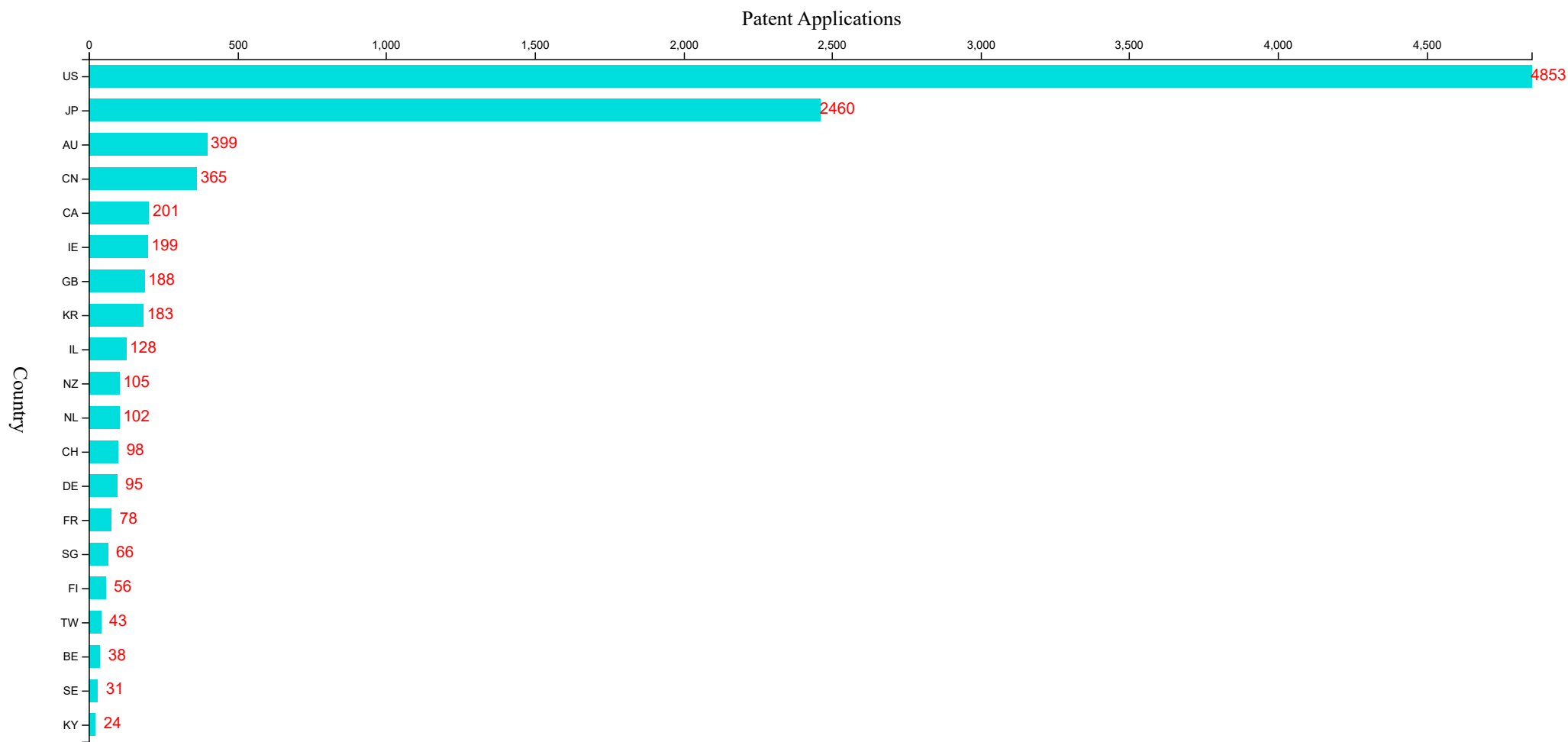
Fisher & Paykel Healthcare Limited	97	4.19%
Apple Inc	96	4.15%
Samsung Electronics Co Ltd	86	3.72%
Sage Therapeutics Inc	85	3.67%
Zoll Medical Corporation	82	3.54%
Koninklijke Philips N V	78	3.37%
Sleep Number Corporation	74	3.2%
セージセラピューティクス インコーポレイテッド	73	3.16%
Kpn Innovations Llc	71	3.07%
Medtronic Inc	67	2.9%
Google Llc	56	2.42%
Cardiac Pacemakers Inc	53	2.29%
Resmed Sensor Technologies Limited	50	2.16%
Oura Health Oy	47	2.03%
Ix Innovation Llc	46	1.99%
ヤンセン バイオテック インコーポレーテッド	46	1.99%
Resmed Asia Pte Ltd	46	1.99%

Patent Amount Patent Amount by Patentee Country

Patent Database : ALL

Data : Issue Date/Publication Date

Select years from : 2021~2026



Country	Patent applications Average 485.60	Patentee Average 533.95	Patent Applications/Patentee Average: 1.11
US	4853	5474	1.13
JP	2460	2544	1.03
AU	399	417	1.05
CN	365	429	1.18

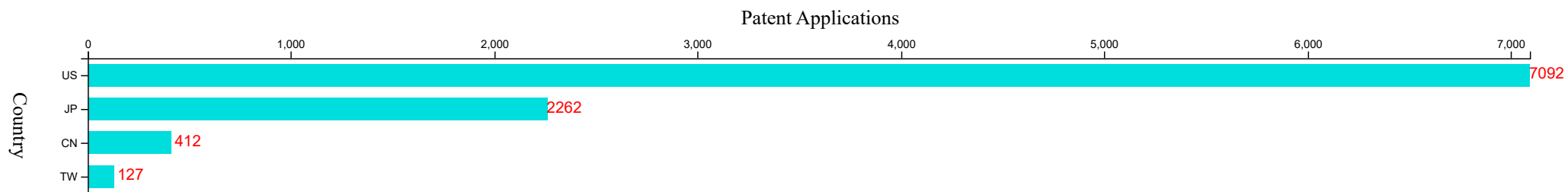
CA	201	221	1.10
IE	199	206	1.04
GB	188	198	1.05
KR	183	215	1.18
IL	128	133	1.04
NZ	105	109	1.04
NL	102	102	1.00
CH	98	108	1.10
DE	95	118	1.24
FR	78	127	1.63
SG	66	75	1.14
FI	56	59	1.05
TW	43	46	1.07
BE	38	39	1.03
SE	31	35	1.13
KY	24	24	1.00

Patent Amount Patent Amount by Country

Patent Database : ALL

Data : Issue Date/Publication Date

Select years from : 2021~2026



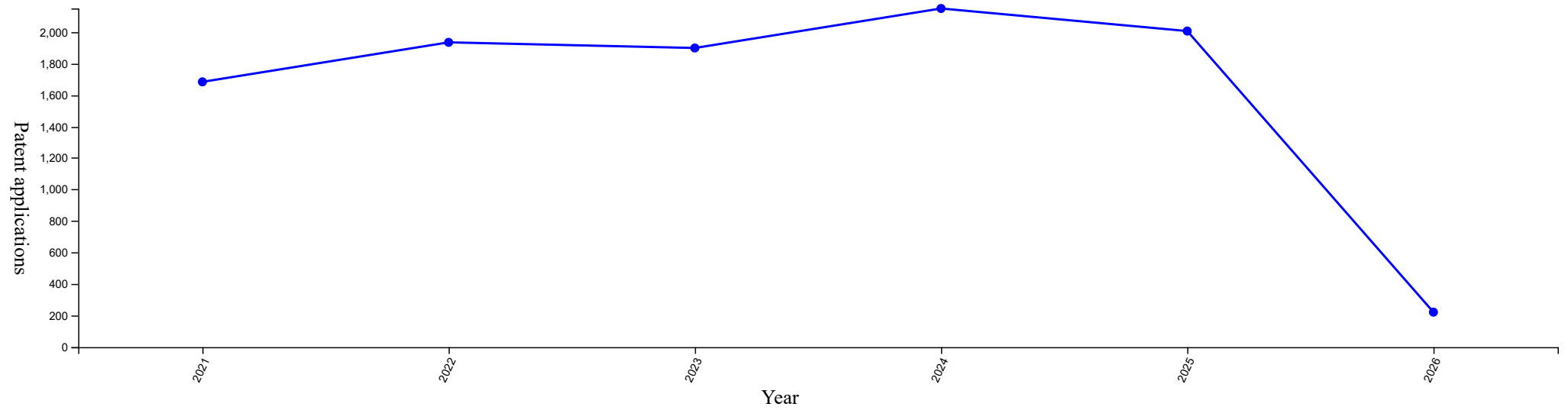
Country	Patent applications Average 2473.25	Patentee Average 1260.25	Patent Applications/Patentee Average: 0.90
US	7092	2119	0.30
JP	2262	2308	1.02
CN	412	472	1.15
TW	127	142	1.12

Years Patent Amount by Year

Patent Database : ALL

Data : Issue Date/Publication Date

Select years from : 2021~2026



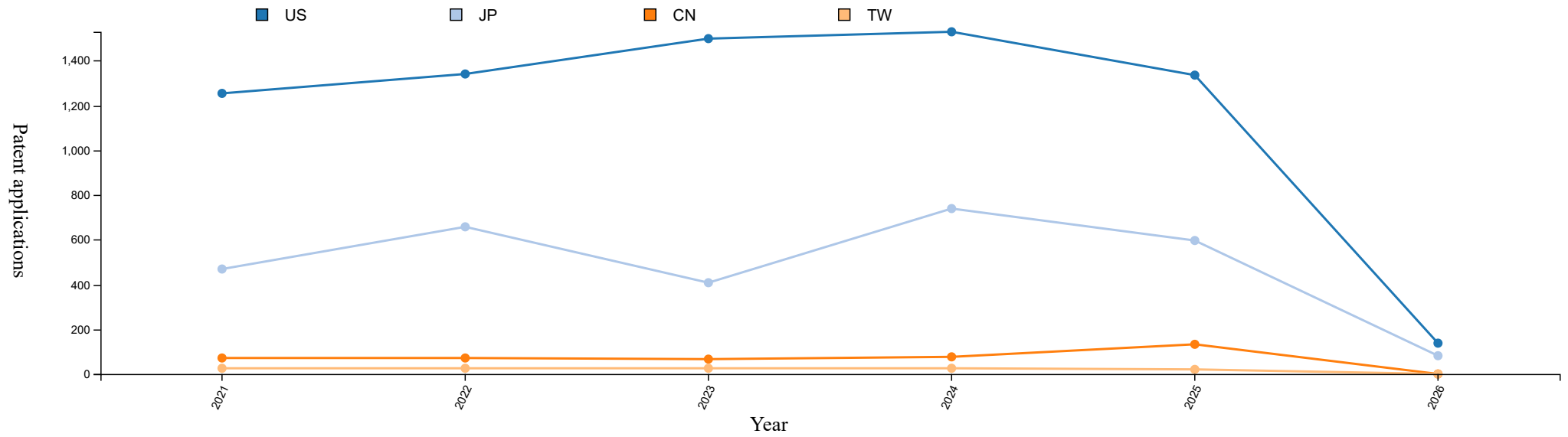
Year	Patent applications	Proportion of patent applications
Total	9893	100.00 %
2026	219	2.00 %
2025	2008	20.00 %
2024	2149	22.00 %
2023	1897	19.00 %
2022	1937	20.00 %
2021	1683	17.00 %

Years

Patent Database : ALL

Data : Issue Date/Publication Date

Select years from : 2021~2026



Year	US	JP	CN	TW	Total
Total	7092	2948	412	127	10579
2026	136	83	0	0	219
2025	1333	594	131	22	2080
2024	1529	739	77	26	2371
2023	1499	408	64	27	1998
2022	1340	656	71	27	2094
2021	1255	468	69	25	1817